

CORONAVIRUS

(COVID-19)

Situational Update

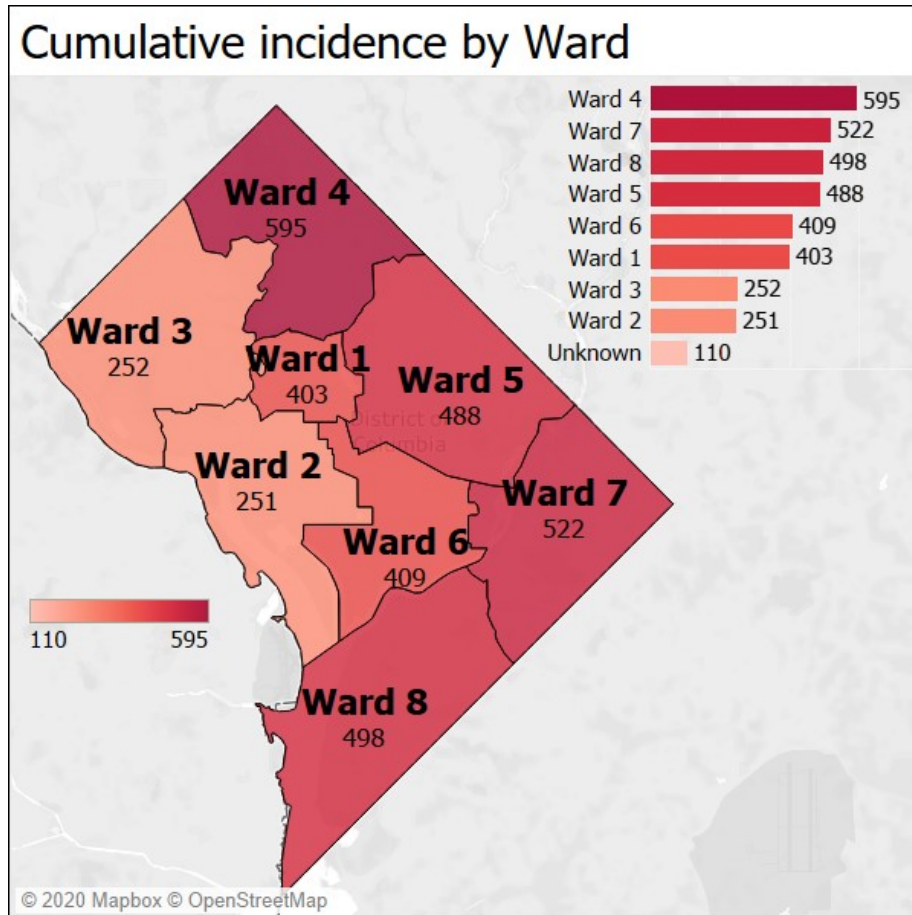
Friday, April 24, 2020

[CORONAVIRUS.DC.GOV](https://coronavirus.dc.gov)



DC | HEALTH
GOVERNMENT OF THE DISTRICT OF COLUMBIA

WE ARE
WASHINGTON
GOVERNMENT OF THE
DISTRICT OF COLUMBIA
DC MURIEL BOWSER, MAYOR



Total Confirmed Cases: 3,528

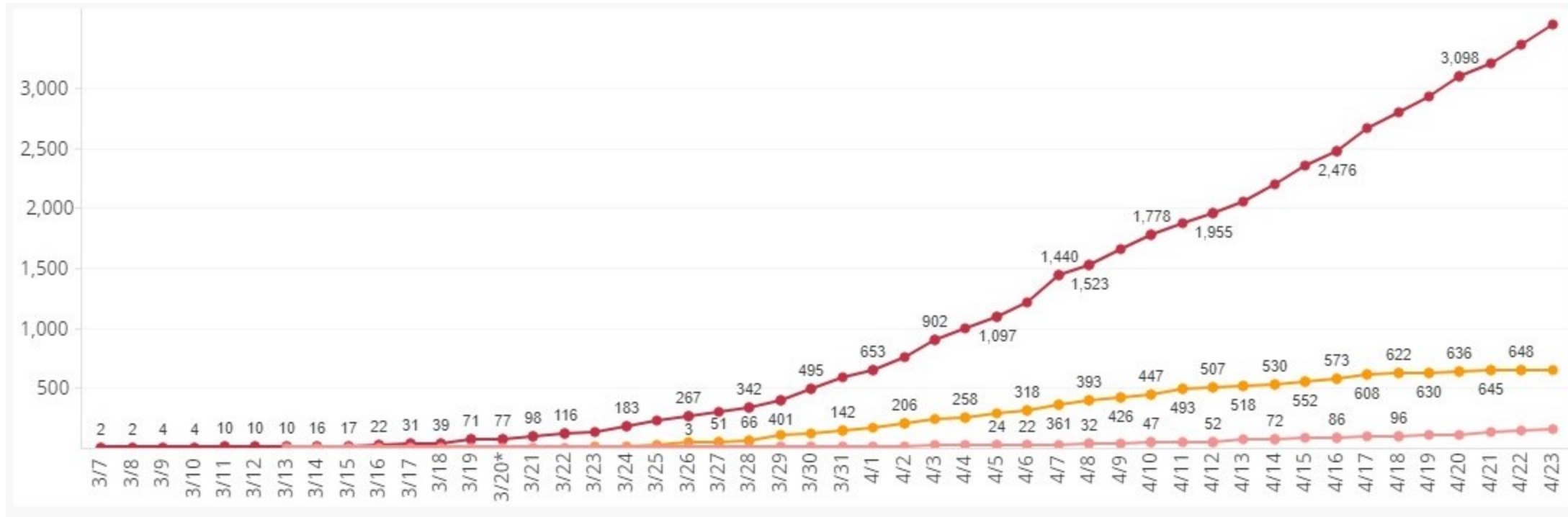
	Total Number Positives	Percent
All	3,528	100
Race		
Unknown	490	14
American Indian/Alaska Native	12	<1
Asian	60	2
Black/African American	1762	50
Native Hawaiian/Pacific Islander	7	<1
Other/Multi-Racial	538	15
White	635	18
Refused During Interview	24	1
Ethnicity		
Unknown	705	20
Hispanic or Latinx	636	18
NOT Hispanic or Latinx	2173	62
Refused During Interview	14	<1

Race	Total Lives Lost	Percent
All	153	100
Asian	3	2
Black/African American	124	81
Hispanic/Latinx	9	6
Non-Hispanic White	16	10
Other	1	1

Washington, DC's Curve

3

Since March 7



Total Positives
3,528

Total Recovered
651

Total Deaths
153

Testing for Coronavirus (COVID-19)

4

Public Testing Sites

- 1 United Medical Center (UMC)**
For an appointment, call 1-855-363-0333.
- 2 GW University Medical System**
For an appointment call, 202-741-2765.
- 3 Children's National Health System**
For an appointment, visit bit.ly/childrensnationaltesting
- 4 All Care Family Medicine & Urgent Care**
For an appointment, call 202-787-1979.
- 5 Mary's Center**
For an appointment, call 1-844-796-2797.
- 6 Unity Health Care**
For an appointment, call 202-469-4699.
- 7 Whitman-Walker Health**
For an appointment, call 202-745-7000.
- 8 Medstar Health**
For an appointment, visit [MedStar-health.org/eVisit](https://www.MedStar-health.org/eVisit).
- 9 Sibley Memorial Hospital**
For an appointment, call 443-997-9537.
- 10 UDC-CC- Bertie Backus Campus**
For an appointment, call 1-855-363-0333.



Additional Member Specific Testing Sites

- 11 One Medical**
Location: 1690 36th Street, NW
For an appointment, call 202-695-7576.
- 12 Kaiser Permanente**
Location: 700 2nd Street, NE
For an appointment, call 202-346-3000.

COUNCIL COVID-19 QUESTIONS

[CORONAVIRUS.DC.GOV](https://coronavirus.dc.gov)



DC | HEALTH
GOVERNMENT OF THE DISTRICT OF COLUMBIA

*** WE ARE WASHINGTON ***
GOVERNMENT OF THE
DISTRICT OF COLUMBIA
DC MURIEL BOWSER, MAYOR

WE ARE ALL IN THIS TOGETHER

[CORONAVIRUS.DC.GOV](https://coronavirus.dc.gov)



DC | HEALTH
GOVERNMENT OF THE DISTRICT OF COLUMBIA

WE ARE
WASHINGTON
DC
GOVERNMENT OF THE
DISTRICT OF COLUMBIA
MURIEL BOWSER, MAYOR

To date, the District has allocated **\$192.4 million** for the COVID-19 response and recovery.

APRIL 2020 REVISED REVENUE ESTIMATE

Jeffrey DeWitt,
Chief Financial Officer

Forecast Assumptions

9

- Slow recovery beginning late summer 2020 (U-shaped recovery from recession)
- Strong stock market recovery in 2021
- Federal aid does not offset revenue loss

Wages in DC

- Previous projection of 4% growth in FY 2020 revised to minus 1.0% in FY 2020 and grows 0.6% in FY 2021
- FY2022 growth of 5.5% from 2021 reflects recovery

Jobs in DC

- Previous projection of 1.1% revised down to minus 5.1%, 93,000 jobs lost (mostly hospitality) from January 2020 to July 2020
- FY2021 increases 0.5% from FY 2020 as economy begins to recover.

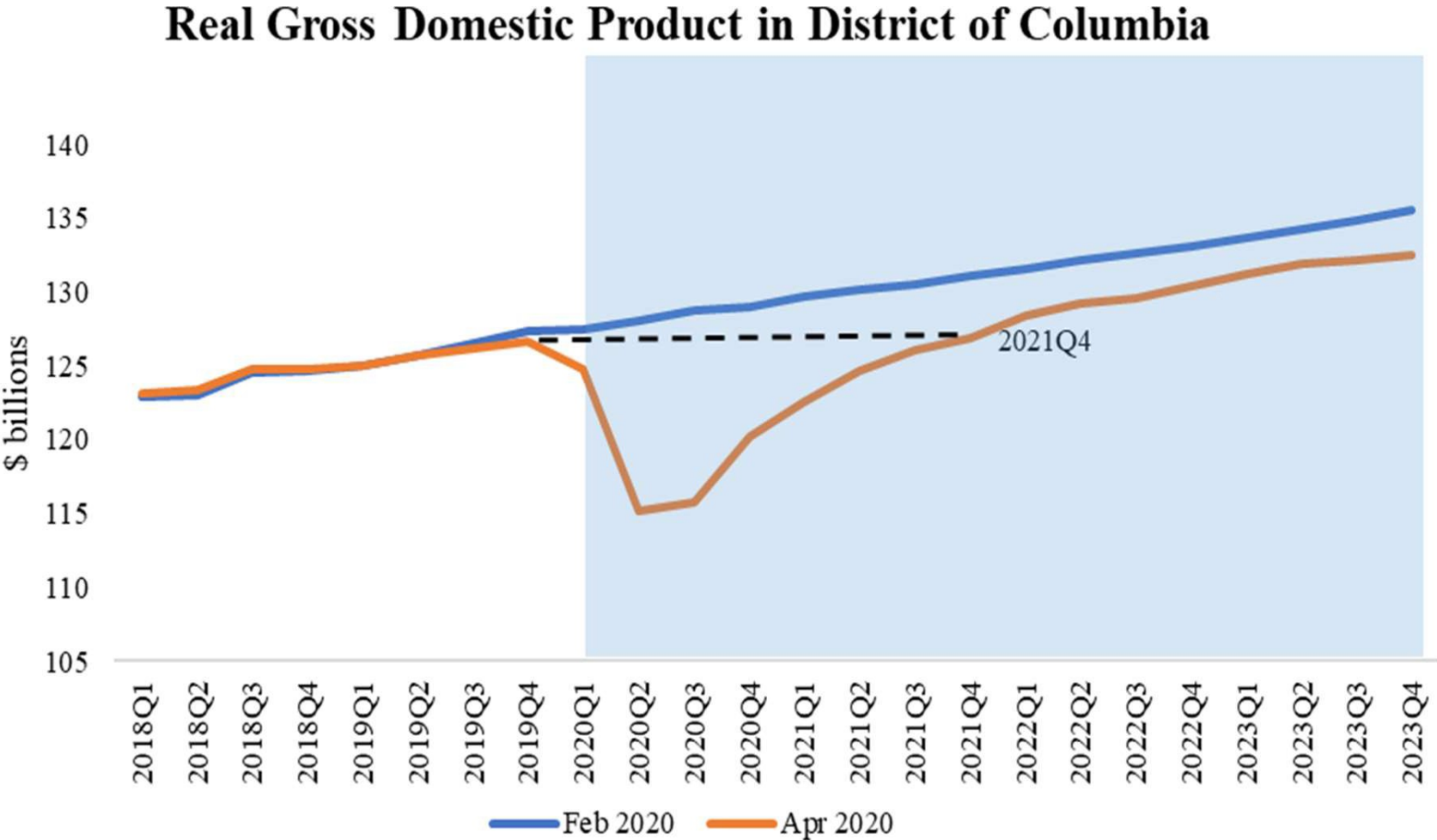
Real Gross Domestic Product for DC

- Previous projection of 2% growth in FY 2020 revised to minus 3.8% from FY 2019
- FY2021 will grow 2.3% reflecting the recovery.

Stock market (S&P 500)

- Down 15% year over year in the fourth quarter of calendar year 2020.
- Recovering prior peak by end of calendar year 2021.

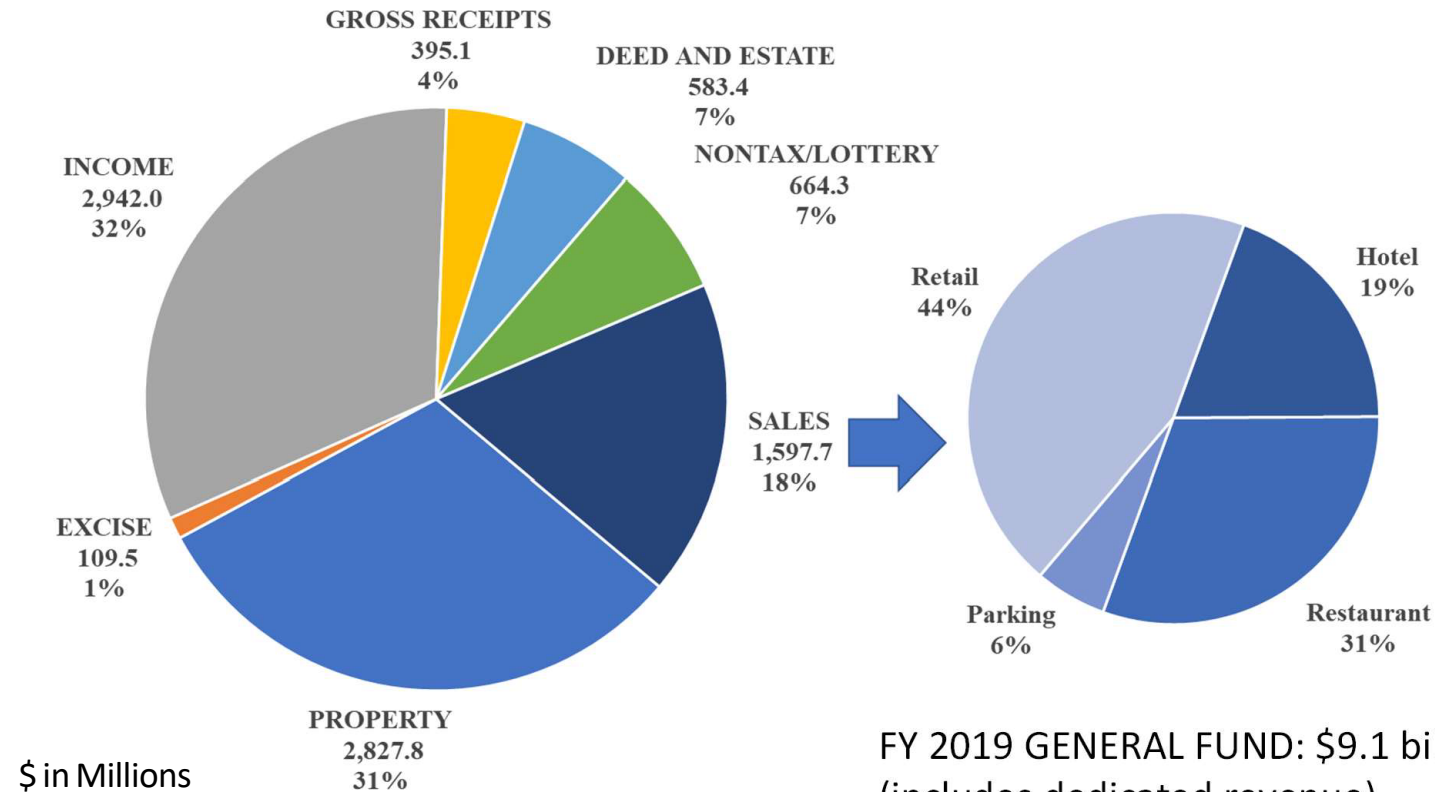
GDP declines and returns to pre-COVID 19 levels end of calendar year 2021



- Some businesses allowed to reopen with social distancing and other restrictions in **Summer**
- Recovery begins in **Fall of 2020**
- New “normal” by **Spring/Summer 2021**

SALES TAXES COMPRISE 18% OF REVENUE.

- 56% of sales tax essentially shut down
- Online and essential purchases up but retail still falling



FY 2019 GENERAL FUND: \$9.1 billion
(includes dedicated revenue)

April 2020 Revenue Estimate

13

April revenue estimate compared to previous estimate

	Actual		Estimated		Projected	
Local Source, General Fund Revenue Estimate (\$ millions)	FY 2019	FY 2020	FY 2021	FY 2022	FY 2023	FY 2024
February 2020 Revenue Estimate	8,314.9	8,452.0	8,690.0	8,975.9	9,249.2	9,547.1
April revision to estimate		-721.8	-773.6	-605.6	-568.1	-555.1
April 2020 Revenue Estimate		7,730.2	7,916.4	8,370.3	8,681.1	8,992.0
Revenue Change from Previous Year						
Amount	556.5	(584.7)	186.2	453.9	310.9	310.8
Year-Over-Year Percent Change	7.2%	-7.0%	2.4%	5.7%	3.7%	3.6%

\$395 Million reduction in sales tax revenue including \$262 million local and \$134 million dedicated to other funds in FY 2020

DRIVEN BY SHUTDOWN OF HOSPITALITY SECTOR

- Affects Convention Center and Other Dedications

Components of Sales Tax Reduction

<i>\$millions</i>	2020	2021
Sales Tax:	(395.7)	(377.3)
Local	(262.1)	(296.5)
Dedicated/Enterprise	(133.5)	(80.8)
<i>Convention Center</i>	<i>(86.2)</i>	<i>(70.8)</i>
<i>Other</i>	<i>(47.3)</i>	<i>(10.0)</i>

Other includes tax increment areas, WMATA, Commission on Arts and Humanities and sales at the ballpark

Could it get better?

- Public health interventions continue to work
- Therapy protocol earlier than expected
- Vaccine
- Increased federal assistance
- Broader acceptance/use of new delivery/consumption channels
 - Restaurant carryout/delivery
 - Traditional in-person services delivered online (fitness, instruction, hobbies)

Could it get worse?

- Second wave of infection
- Layoffs extend deeper into professional sectors
- Reopening delayed
- Serious financial market problems:
 - Greater negative stock market reaction
 - Financial institution stresses
 - Increased levels of bankruptcies

#StayHomeDC



CORONAVIRUS.DC.GOV



DC | HEALTH
GOVERNMENT OF THE DISTRICT OF COLUMBIA

★ ★ ★ WE ARE WASHINGTON
GOVERNMENT OF THE DISTRICT OF COLUMBIA
MURIEL BOWSER, MAYOR